

纳拓户外六合一雷鸣手电使用说明书

使用产品前请仔细阅读本说明书,并妥善保管

产品特点

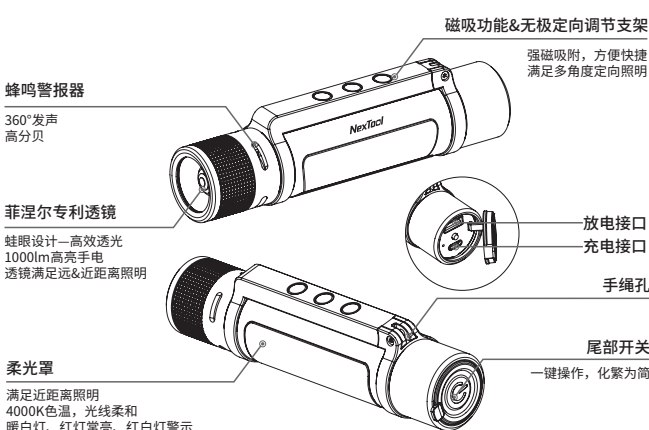
1. 六合一多功能实用手电,集手电、营灯、工作灯、信号警示灯、充电宝、声光报警器为一体。
2. 全方位覆盖生活场景,无论是车载通勤,自驾户外,安全防卫,都能及时满足用光需求。
3. 手电最高亮度达1000流明,最远照射距离达240米,采用菲涅尔专利透镜,伸缩调焦,轻松切换聚/泛光。
4. 高分贝蜂鸣+强光爆闪,防范危险双保障。
5. 红白双光源侧光灯,照明警示两不误,自带磁吸固定,解放双手实现定点照明。
6. 可作为应急充电宝,突发情况保证手机正常工作。

性能参数

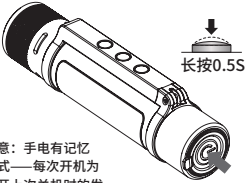
实测光电参数	调焦手电			侧灯 (工作灯/营灯/信号灯)				声光报警器
	高亮档	中亮档	低亮档	低亮档	高亮档	红灯常亮	红白闪烁	呼救档
亮度	1000lm	180lm	40lm	20lm	200lm	6lm	—	警报蜂鸣&爆闪警示
续航时间	2.5h	6h	24h	48h	4h	24h	90h	续航5h
照射距离	240m	100m	40m	5m	15m	—	—	
防跌高度	1米							
防水等级	IPX4							
规格	34mm(筒身直径) × 160.5mm±2mm(长度)							
重量	203.5g±5g (不含配件)							
材料	主体航天铝材6061-T6+ABS塑料, 二型氧化表面处理							
充电	Type-C充电, 5V=1A (USB-A放电, 5V=1A, 移动电源容量1400mAh) 充电时间约3.5小时							
电池	18650×1 (2600mAh 3.6V 9.36Wh)							

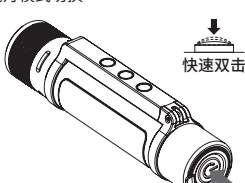
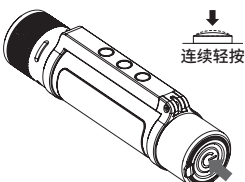
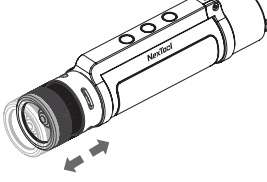
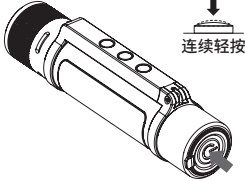
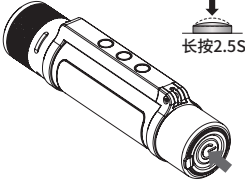
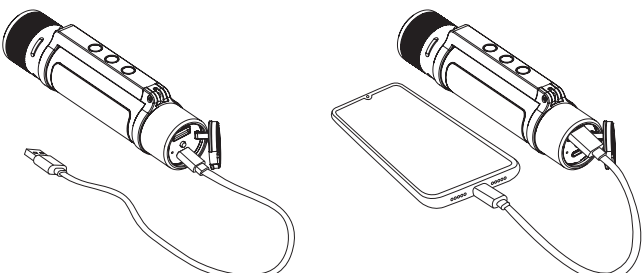
上述参数严格按照Q/GDBCY 015-2019标准测试所得,测试电池为1×18650(2600mAh)锂离子电池,测试电池或环境不同,性能参数可能会有差异。

产品结构



操作说明

- 开机/关机**
 长按开关0.5S开机,再长按0.5S关机


注意: 手电有记忆模式—每次开机为打开上次关机时的发光模式及档位
- 手电/侧光灯模式切换**
 开机状态下,快速双击,进行手电模式与侧灯模式切换

- 手电亮度调节**
 手电模式下,连续轻按,可循环切换:
 高亮→中亮→低亮

- 手电伸缩调焦**
 通过伸缩筒头,实现聚光/泛光切换

- 侧灯亮度调节**
 侧灯模式下,连续轻按,可循环切换:
 白光低亮→白光高亮→红光常亮→红白闪烁

- 警报模式**
 任意模式下,长按开关2.5S,即可启动报警模式(手电爆闪+侧灯警闪+发出警报声),再长按开关2.5S关闭警报模式

- Type-C充电**
 在5V=1A电源或USB适配器下,充电时间约3.5小时。(充电时,指示灯显示为红灯闪烁,充满后显示为红灯常亮)
- 应急充电宝**
 常温下USB-A口输出额定容量:
 1400mAh(5V=1A)


注意事项

1. 当手电沾到海水或腐蚀物品时,请及时清理擦干;
2. 本品电池包含锂离子电池,严禁私自拆开电池外壳,避免可能造成的电芯破损或其他危险;
3. 严禁任意拆解、挤压、穿刺、短路本产品,投入火中或暴露于温度高于60°C的环境中;
4. 由于手电筒光线太强,请勿给儿童玩耍及对人眼照射,以免对眼睛造成伤害。

User manual of NexTool Outdoor 6 in 1 Thunder Flashlight

Please read this manual before using and keep it carefully

FEATURE

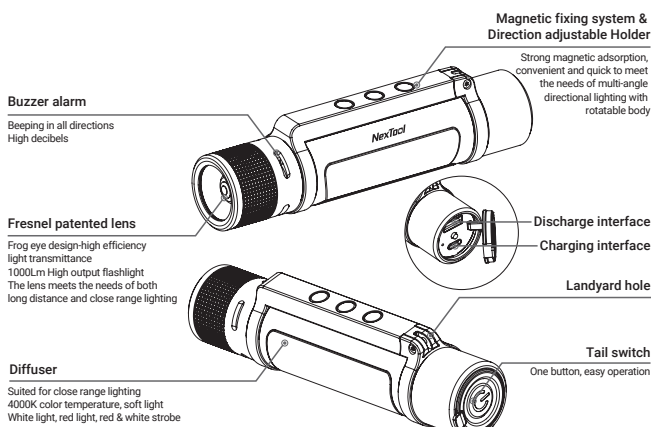
1. Six-in-one multifunctional practical flashlight, integrates flashlight, camping light, working light, signal warning light, power bank, acousto-optic alarm.
2. Full coverage of different life scenes-whether it is for car commuting, outdoor self-driving tour, or security defense, Thunder can meet the demand for light in time.
3. The maximum brightness of the flashlight is 1000 lumens, and the farthest beam distance is 240 meters. It adopts a Fresnel patented lens, telescopic focusing, and quick switching between spotlight and floodlight.
4. High decibels buzzer plus strong light strobe, offers double guard against danger.
5. Containing both red and white light source, the side lamp is functioning either as an illumination light or a warning light. With a magnetic fixing system, it frees your hands when being used.
6. It can be used as an emergency power bank to ensure the normal operation of the phone in emergencies.

SPECIFICATIONS

Measured Photoelectric Parameters	Focusing Flashlight			Side Lamp (working lights/ camping light/ signal light)				Acousto-optic Alarm
	High	Medium	Low	Low	High	Red Light	Red&White Strobe	S.O.S
Brightness	1000lm	180lm	40lm	20lm	200lm	6lm	—	Buzzer Alarm
Run Time	2.5h	6h	24h	48h	4h	24h	90h	& Strobe
Beam Distance	240m	100m	40m	5m	15m	—	—	Runtime 5h
Impact Resistance	1m							
Water Resistance	IPX4							
Dimensions	34 mm (body dia.) × 160.5±2 mm (length)							
Weight	203.5g±5g (Accessories not included)							
Material	aerospace aluminum 6061-T6 & ABS plastic, Type II Anodized finish							
Charging	Type C charging interface, 5V=1A, charging time≈3.5 hours, (USB-A discharge, 5V=1A, mobile power capacity 1400mAh)							
Battery	1 x 18650 Li-ion battery ,2600mA 3.6V 9.36W							

The above parameters are measured strictly according to Q/GDBCY 015-2019 standard. The battery used was 1×18650 (2600mAh) lithium-ion battery. If the test battery or environment is different, the performance parameters may be different.

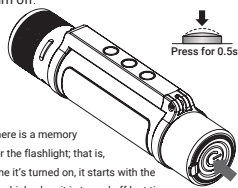
STRUCTURE



INSTRUCTIONS

● Turn on / off

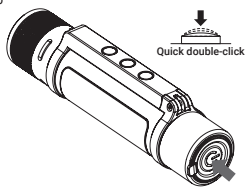
Press down the switch for 0.5s to turn on the light and then press down again for 0.5s to turn off.



Note: There is a memory mode for the flashlight; that is, every time it's turned on, it starts with the mode in which when it is turned off last time.

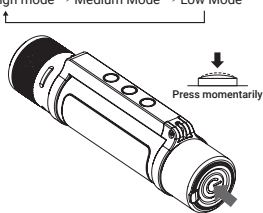
● Mode switch between flashlight and side lamp

When the light is on, double-click the button quickly, to switch between flashlight and side lamp



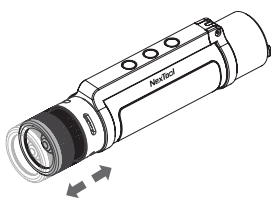
● Flashlight brightness adjustment

When using the flashlight, momentarily press the button to switch between different modes
High mode → Medium Mode → Low Mode



● Flashlight telescopic focus

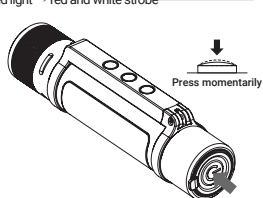
Retract or stretch the light head to switch between spotlight and floodlight



● Side lamp brightness adjustment

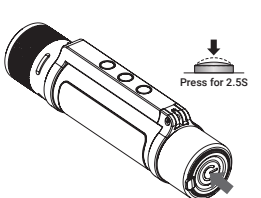
When the side lamp is on, press the button momentarily to switch between different modes.

White light low mode → white light high mode → red light → red and white strobe



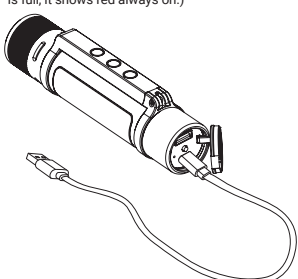
● Warning mode

Either when the light is off or in any mode, press the button for 2.5S to start the warning mode (Flashlight strobe + side lamp strobe + buzzer alarm), and press the button again for 2.5S to close the warning mode.



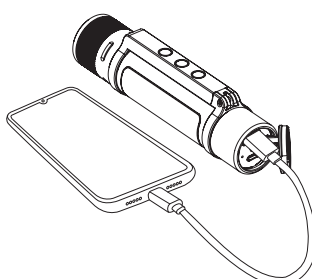
● Type-C charging

Under 5V=1A power supply or USB adapter, the charging time is about 3.5 hours. (When charging, the indicator light shows flashing red, and when it is full, it shows red always on.)



● Emergency power bank

USBA port output rated capacity under room temperature: 1400mAh(5V = 1A)



SAFETY CAUTIONS

1. When the light is stained with sea water or corrosive articles please clean and dry promptly.
2. The battery of this product contains lithium-ion cell. It is strictly forbidden to take apart the battery shell without permission to avoid possible damage to the cell or other hazards;
3. It is strictly forbidden to disassemble, squeeze, puncture, short-circuit this product, throw it into a fire or expose it to an environment with a temperature higher than 60°C;
4. Due to the strong light of the flashlight, please do not let children play with it and do not irradiate on human eyes to avoid harm to the eyes